

IPv6

Internet Technologies and Applications

Contents

- Summary of IPv6 core features
- Auto-configuration
- IPv4-IPv6 transition techniques
- IPv6 networks today

Motivation

- Current version of TCP/IP
 - Worked well for over 25 years!
 - Design is flexible and powerful
 - Has adapted to:
 - New computer and communication technologies
 - New applications
 - Increases in size and load
- Most significant problem with IPv4
 - Address space limitation
 - How long can we last with 2^{32} (4 billion) addresses?
 - Limitations due to address classes
 - Extended lifetime due to private addresses and NAT
 - Not every computer has a public IP address
 - Initial estimates in 1990's were: 2005 to 2010
 - Current estimates: 2020 to 2025

IPv6

- RFC 2460 released in 1998
 - Designed in early and mid 1990's
- Major new features
 - Larger addresses
 - Extended address hierarchy: ISPs can assign blocks of address to customers
 - Flexible header format: a base format plus options
 - Improved options: easy to include any combination of options
 - Provision for protocol extension: easy to adapt for new options and features
 - Support for autoconfiguration: computers can assign local address automatically
 - Support for resource allocation: includes support for DiffServ

IPv6 Addresses

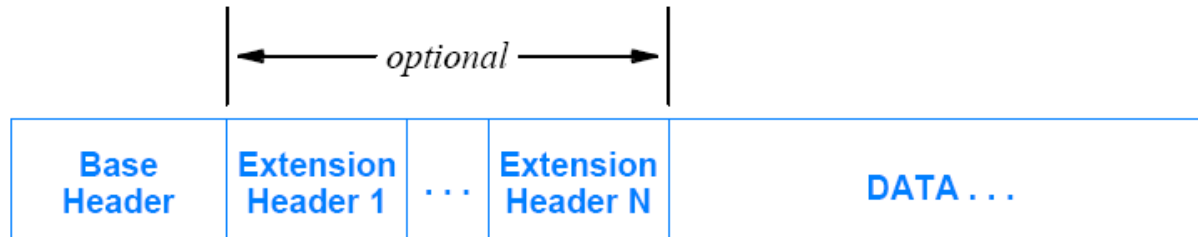
- 128-bit address
 - 3×10^{38} – which is 10^{24} addresses for every square metre of Earth's surface!
- Like IPv4, there is a network portion and host portion
- Notation
 - 8 x 4 hexadecimal numbers
 - 68E6:8C64:FFFF:FFFF:0000:1180:096A:FFFF
 - And many abbreviated forms ...
 - E.g. compress zeros
- Proposed address spaces
 - Includes backward compatible option for IPv4 addresses
 - E.g. 80 0 bits, 16 bits (0 or FFFF), then IPv4 address

IPv6 Address Space

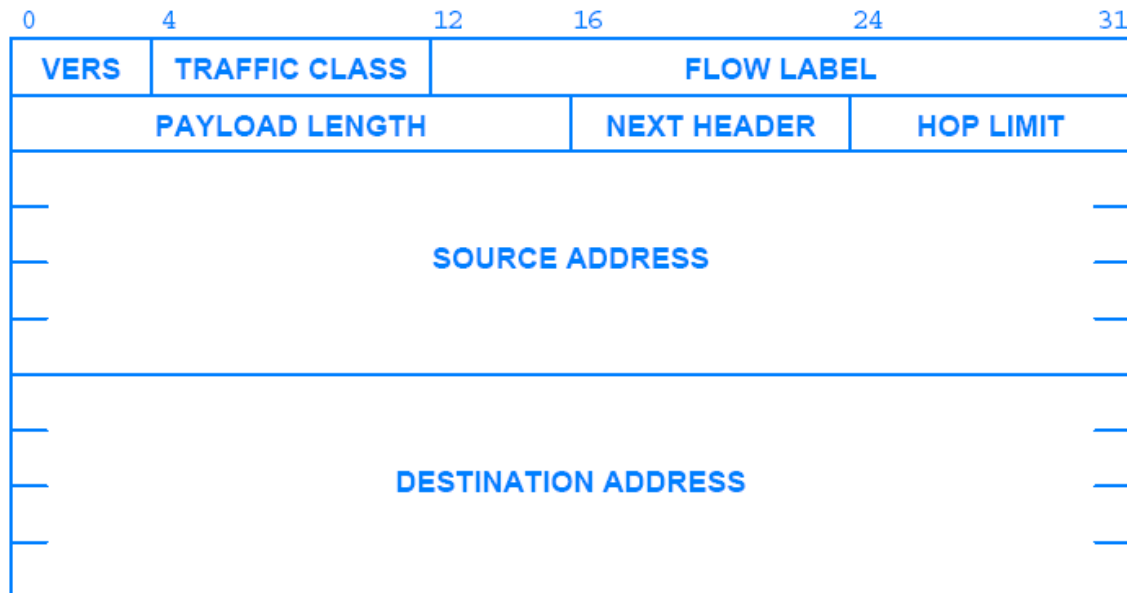
Binary Prefix	Type Of Address	Part Of Address Space
0000 0000	Reserved (IPv4 compatibility)	1/256
0000 0001	Unassigned	1/256
0000 001	NSAP Addresses	1/128
0000 01	Unassigned	1/64
0000 1	Unassigned	1/32
0001	Unassigned	1/16
001	Global Unicast	1/8
010	Unassigned	1/8
011	Unassigned	1/8
100	Unassigned	1/8
101	Unassigned	1/8
110	Unassigned	1/8
1110	Unassigned	1/16
1111 0	Unassigned	1/32
1111 10	Unassigned	1/64
1111 110	Unassigned	1/128
1111 1110 0	Unassigned	1/512
1111 1110 10	Link-Local Unicast Addresses	1/1024
1111 1110 11	IANA - Reserved	1/1024
1111 1111	Multicast Addresses	1/256

IPv6 Datagrams

- General format:



- Base header is required; also multiple optional headers allowed



IPv6 Datagrams

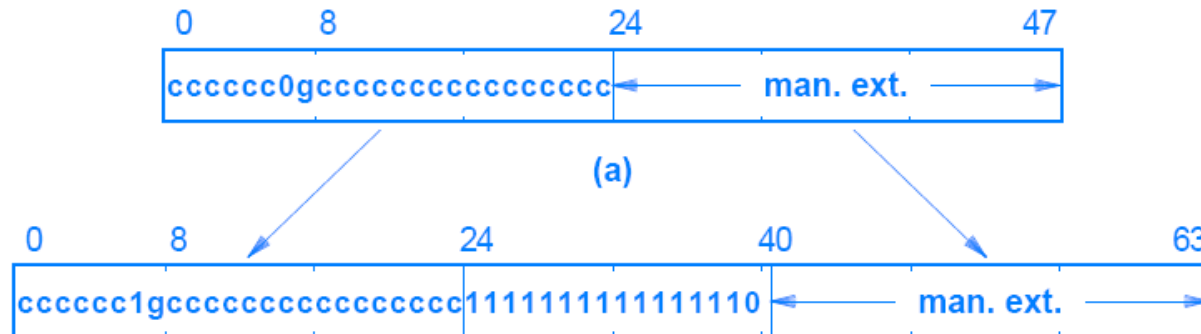
- Extension Headers:
 - Each extension header has a “Next Header” field which says what is the type of next header
 - Examples:
 - Fragmentation
 - Routing
 - Security
 - Hop-by-hop options
 - ...

Link Local Addresses

- Used for computers within a single network
- A router will never forward a datagram from a link-local address outside of the network
- Useful for configuration of the network and in isolated networks (e.g. peer-to-peer wireless network)
- First 10 bits of address are:
 - 1111 1110 10

Autoconfiguration in IPv6

- IPv6 supports serverless or stateless autoconfiguration
 - Do not need a DHCP server to configure computers IP address
 - Relies on:
 - Link local addresses
 - Embedded interface identifiers
- Embedded interface identifiers
 - Example: 48-bit IEEE MAC address (e.g. your network card address)
 - Split into company identifier (c) and manufacturers extensions
 - In IPv6 becomes 64-bit identifier



Autoconfiguration in IPv6

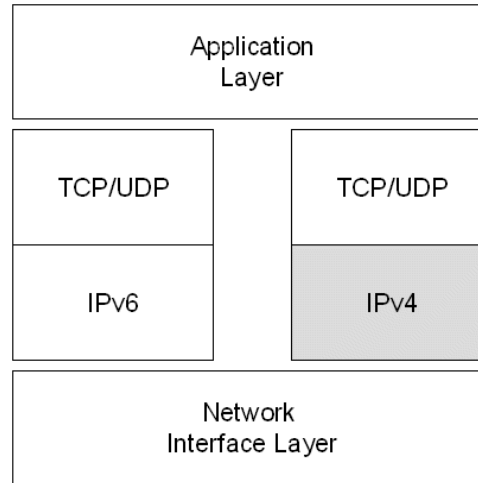
1. Host generates IPv6 link-local address from:
 - Link-local prefix (1111 1110 10), 54 zeros and 64 bit embedded interface identifier
2. Checks whether the generated address is unique on the network
 - Performs Duplicate Address Detection
 - Send *Neighbour solicitation* to local network with source of 0 and destination of the generated address
 - If someone responds (that is, they already have the generated address) then not unique, and try another address or do manual configuration
 - If no response after timeout, then assume its unique
3. Host sends a *router solicitation* to see if a router is on the network
4. Router may respond with *router advertisement* which includes information for the host
 - E.g. Router may send global prefix, so host can change from link-local address to global IPv6 address
- Also options of using random identifiers for link-local addresses rather than 48-bit MAC address (useful for privacy)

Transition from IPv4 to IPv6

- IPv4 and IPv6 are incompatible
- How do we upgrade our networks in a practical way?
- The aim:
 - IPv4 hosts can be upgraded at any time
 - New hosts, using IPv6, can be added at any time
 - Existing IPv4 hosts, with IPv6 installed, can continue to use IPv4 address
 - Little preparation require to upgrade IPv4 to IPv6 hosts
- The solutions:
 - Dual stack
 - IPv6 over IPv4 Tunnelling

Transition with Dual Stack

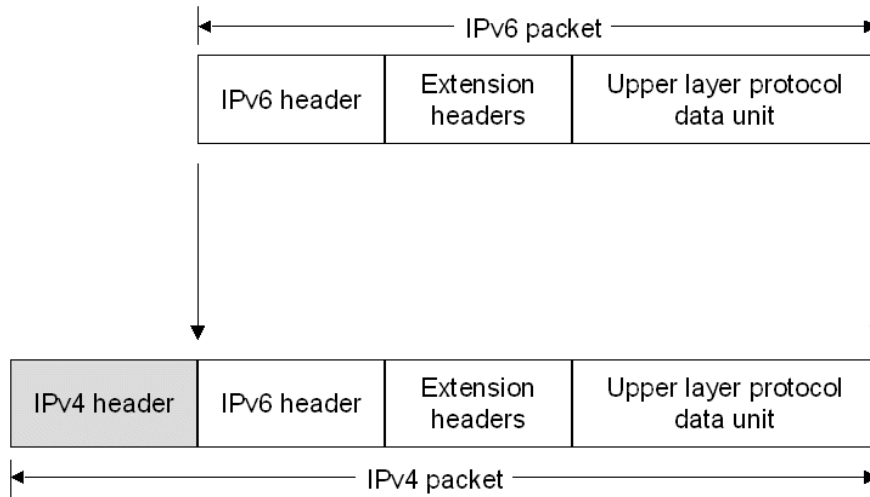
- Implement both IPv4 and IPv6



- Allows nodes to communicate with both IPv4 and IPv6 nodes easily
- Makes the implementation and management more complex
- Usually makes use of tunnelling or protocol translation
 - E.g. the IPv6 stack may still use tunnelling over IPv4

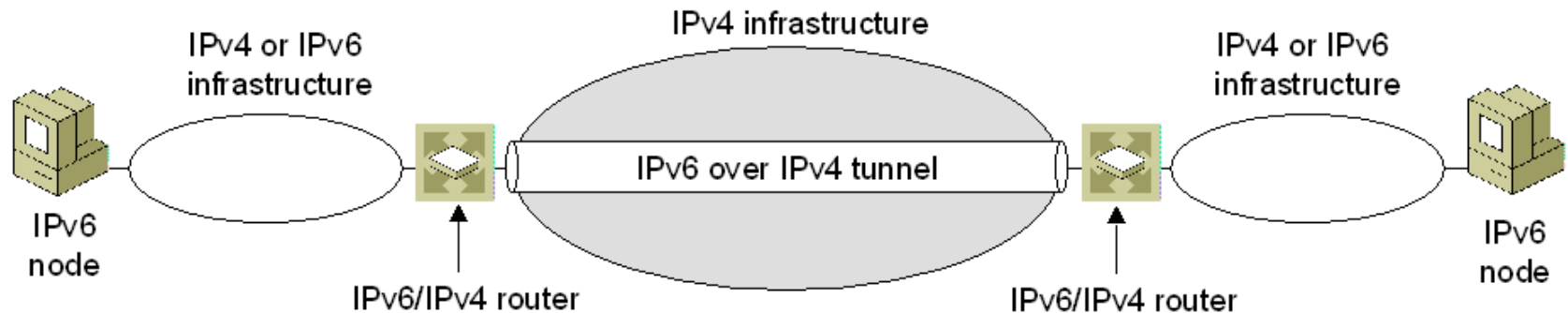
Transition with Tunnelling

- IPv6 datagrams are tunnelled inside IPv4 datagrams

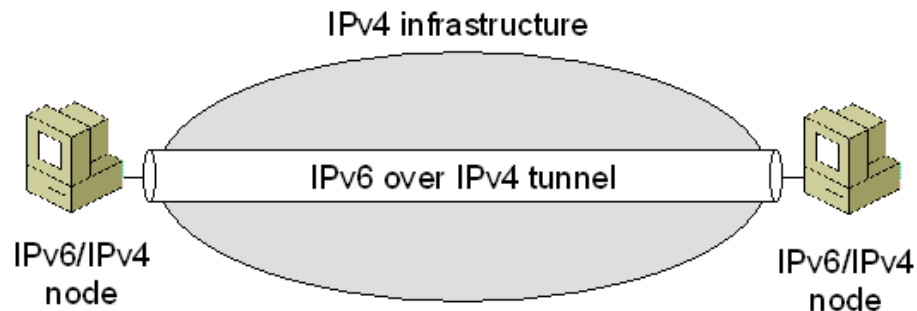


Transition with Tunnelling

- Router to Router



- Host to Host



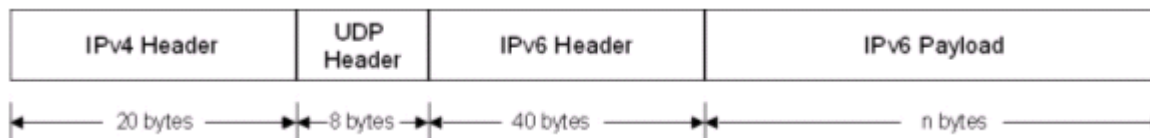
6to4 and Teredo Tunnelling

- 6to4 Tunnelling

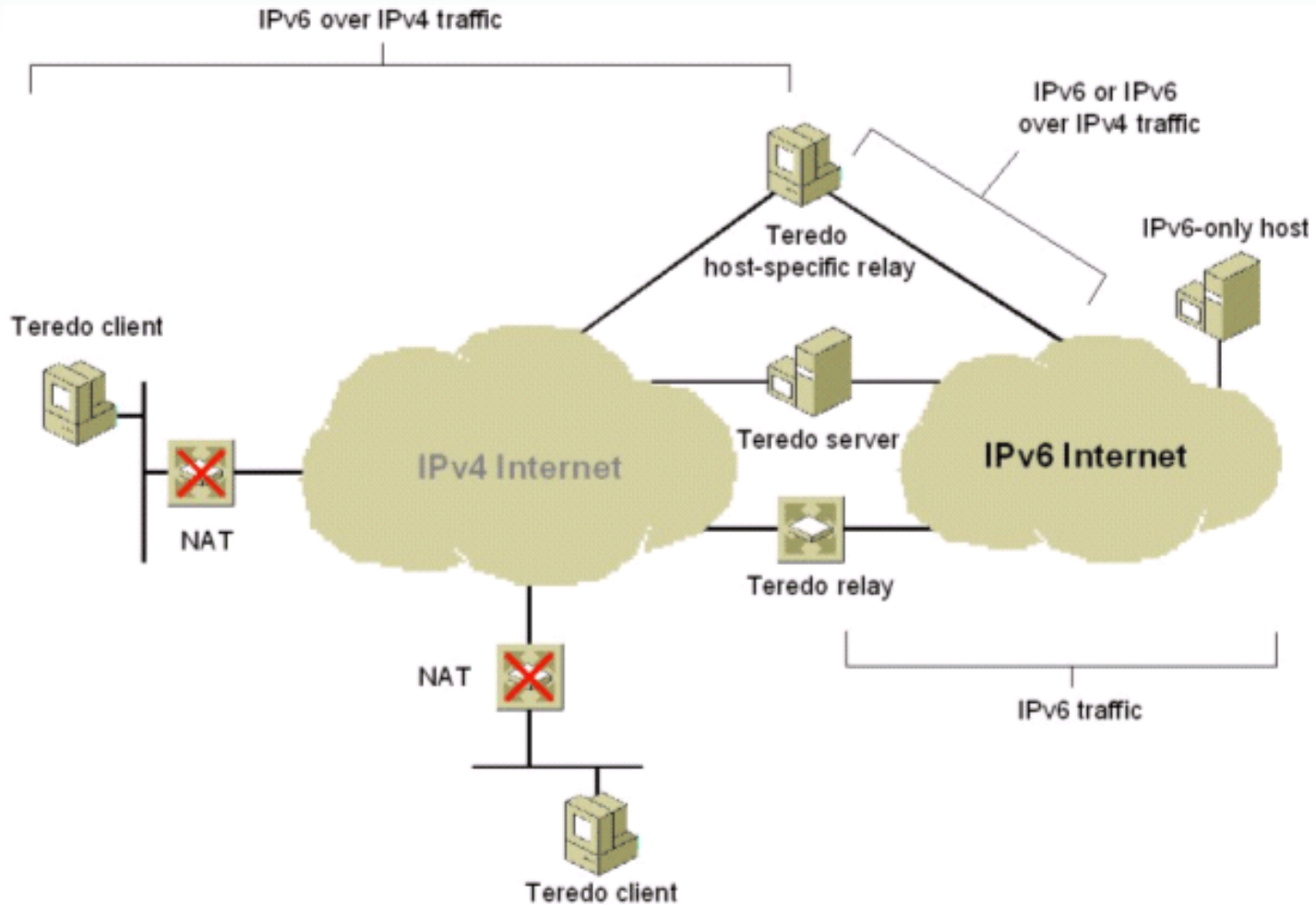
- Automatic setup of tunnels and address mapping
- Carries IPv6 datagrams in IPv4 datagrams
- Requires 6to4 routers to create tunnel endpoints
- Good solution for medium and large networks

- Teredo Tunnelling

- Tunnel endpoints created host to host
- Suitable for small/home office using NAT
 - NATs often don't handle IPv4 datagrams with header 41 (i.e. IPv6)
- IPv6 datagram carried in UDP packet in IPv4 datagram
 - UDP is easier to traverse the NAT
- Teredo is used in Microsoft Windows XP and Vista



Teredo Tunneling



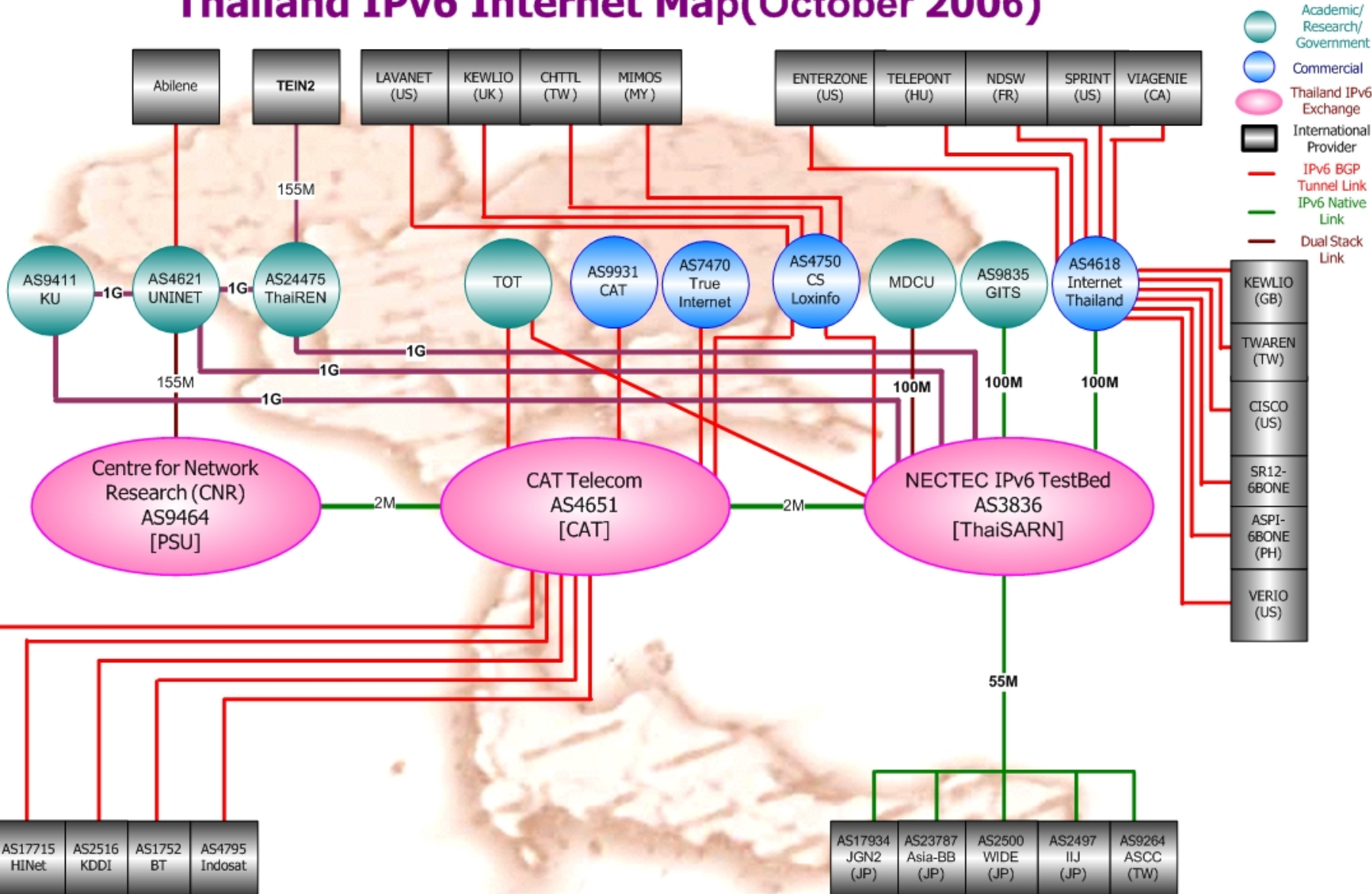
Issues with IPv6

- Is the upgrade needed?
 - The address space problem still exists, but NATs have extended the lifetime of IPv4 address by 15-20 years
- What additional features does IPv6 offer?
 - Autoconfiguration, in-built security, mobility, QoS
 - But these are all possible in IPv4 now (as options)
- How to do the transition?
 - There are well known techniques being used and successfully demonstrated

IPv6 Networks

- 6Bone
 - Experimental IPv6 deployment that finished in 2006 (ran for 10 years)
- Now most countries/organisations have experimental and operational IPv6 networks
- IPv6 Implementations
 - Most commercial routers support IPv6
 - Most current operating systems support IPv6
 - Windows XP/Vista, various Linux and BSD OS's, MAC, ...
- What is holding IPv6 back?
 - Larger support from ISPs, training and management about IPv6, what is the need to switch?

Thailand IPv6 Internet Map(October 2006)



DISCLAIMER

This chart is designed, maintained and copyrighted by Chatchai Chan-In ThaiSarn, NECTEC. All rights reserved. The chart contains information based on those of testing purpose only. We welcome update information, but reserve the rights to verify the accuracy of the given information. Please contact us at ipv6@nectec.or.th.

