

# Sirindhorn International Institute of Technology Thammasat University

Midterm Exam: Semester 1, 2012

**Course Title:** ITS323 Introduction to Data Communications

**Instructor:** Steven Gordon

**Date/Time:** Tuesday 14 August 2012; 13:30–16:30

---

## Instructions:

- This examination paper has 15 pages (including this page).
- Conditions of Examination: Closed book; No dictionary; Non-programmable calculator is allowed
- Students are not allowed to be out of the exam room during examination. Going to the restroom may result in score deduction.
- Students are not allowed to have communication devices (e.g. mobile phone) in their possession.
- Write your name, student ID, section, and seat number clearly on the front page of the exam, and on any separate sheets (if they exist).
- Assume bits are ordered from left to right. For example, for the data 00001111, the first (1st) bit is 0 and the last (8th) bit is 1.
- Assume the speed of transmission is  $3 \times 10^8$  m/s
- Free space propagation path loss:

$$\frac{P_t}{P_r} = \frac{(4\pi d)^2}{G_t G_r \lambda^2}$$

- Antenna gain for parabolic antenna with effective area  $A_e$ :

$$G = \frac{4\pi A_e}{\lambda^2}$$

- Nyquist capacity:

$$C = 2B \log_2(M)$$

- Shannon capacity:

$$C = B \log_2(1 + SNR)$$

## Question 1 [30 marks]

For each question fill in the blank space with the most appropriate term from Table 1. For each blank space you must give only one answer. However, there may be more than one correct answer. You may use a term from the table in more than one question. You must not use terms that are not in the table. Each correct answer is worth 1.5 marks.

accuracy	guided	omnidirectional
analog data	half-duplex	optical fibre
analog signal	hardware address	physical
analog transmission	header	point-to-point
application	HTTP	port number
attenuation	IEEE	simplex
coaxial cable	IETF	spectrum
data link	IP address	TCP
delivery	IPv4	timeliness
digital data	IPv6	trailer
digital signal	ISO	transport
digital transmission	isotropic	twisted pair
directional	LAN	unguided
frequency	multipoint	WAN
full-duplex	network	wavelength
gain	noise	-

Table 1: Possible answers for Question 1

- (a) The application layer protocol used by web browsers to download web pages is \_\_\_\_\_.
- (b) The most common network layer protocol in use today is \_\_\_\_\_.
- (c) The standards organisation that develops and maintains standards for wired and wireless LANs is \_\_\_\_\_.
- (d) When data is passed between layers it is often encapsulated in a packet, where the packet may contain a \_\_\_\_\_, the data and a trailer.
- (e) Comparing common guided transmission media, \_\_\_\_\_ allows for transmission of signals with a much greater bandwidth than coaxial cable.
- (f) A home ADSL modem takes \_\_\_\_\_ as input from your computer and transmits a/an \_\_\_\_\_ across the telephone line.
- (g) \_\_\_\_\_ is the most common guided media used within home and building LANs.

- (h) For multimedia or real-time applications, \_\_\_\_\_ is usually more important than accuracy.
- (i) An example of \_\_\_\_\_ communications is when a computer can receive data from a server over a link, but that computer cannot send data to the server.
- (j) In \_\_\_\_\_, amplifiers are used to cover a long distance with multiple links.
- (k) Wireless communication uses a/an \_\_\_\_\_ medium.
- (l) The \_\_\_\_\_ layer includes the task of reliable deliver across a single link.
- (m) 192.168.1.1 is an example Internet address. This type of address is part of the \_\_\_\_\_ layer.
- (n) When a LAN card is manufactured it is normally assigned a/an \_\_\_\_\_, which is part of the data link layer.
- (o) A common measure of an antenna characteristic is to consider the gain of its signal strength in one direction compared to when using a/an \_\_\_\_\_ antenna.
- (p) A/an \_\_\_\_\_ covers a large geographical area, whereas a LAN typically covers a campus, building or home.
- (q) Increasing the size of a parabolic antenna will generally lead to an increase in \_\_\_\_\_.
- (r) Satellite TV distribution involves two links: transmitting from TV station to the satellite and then from satellite to homes. The second link, from satellite to homes, has a \_\_\_\_\_ configuration.
- (s) As the distance a signal needs to propagate increases, the \_\_\_\_\_ of that signal increases.
- (t) The \_\_\_\_\_ layer includes the task of reliably delivery of data between application processes.

**Question 2** [10 marks]

An encoding scheme maps 10 bits of digital data into 1 signal element.

- (a) In a noise-free environment with a bandwidth of 20MHz, what is the maximum theoretical data rate possible? [3 marks]
- (b) If the level of noise was measured to be 26.877dBm and the received signal strength of 33dBW for a communications channel with bandwidth of 30MHz, what is the maximum theoretical data rate possible? [4 marks]
- (c) In the noisy channel of part (b) what is the number of bits per signal element needed to achieve the maximum theoretical data rate? [3 marks]

### Question 3 [10 marks]

You have a twisted pair Ethernet LAN cable connecting two computers directly together. The NICs in each computer support a data rate of 1Gb/s. You have a 100MB file to transfer from one computer to the other using TFTP (which uses UDP as a transport protocol). Assume protocols in each layer add a header (and/or trailer), as listed below, and introduce no other (non-header) overheads. Some protocols also limit the size of data in the packet, performing segmentation when the data is larger than the maximum allowed size.

- TFTP – header: 4 Bytes; maximum allowed data size: 512 Bytes
- IP – header: 20 Bytes; maximum allowed data size: 65,536 Bytes
- UDP – header: 8 Bytes; maximum allowed data size: 65,536 Bytes
- IEEE 802.3 Ethernet Physical – header: 4 bits
- IEEE 802.3 Ethernet Data Link/MAC – header 14 Bytes; trailer: 4 Bytes; maximum allowed data size: 1500 Bytes

Assume packets are sent as fast as possible (one immediately after another) and there are no other (non-header) overheads.

(a) Draw a protocol stack, labelling each layer, for one of the computers. [2 marks]

(b) How much overhead is in each packet sent by the source computer? [2 marks]

(c) How many packets must be sent by the source computer to deliver the entire file to the destination (assuming perfect data transfer, i.e. no errors)? [2 marks]

(d) What is the total number of bits transmitted across the link from source to destination? [2 marks]

(e) What is the throughput as measured by the user on the destination computer? [2 marks]

**Question 4** [12 marks]

You are going to install a wireless LAN access point in a single-floor office building. Employees have tablets, with a wireless LAN interface, that will be used to connect to Internet via the access point. The following characteristics are common to both access point and the tablets:

- Transmit power: 0.1 W
- Receive power threshold:  $2.77 \times 10^{-6}$  mW
- Frequency: 2.4 GHz

You know the gain of the antenna on the access point is 6dBi. You want to measure the gain of the tablet antenna. To do so, you perform an experiment outdoors in a large open space (i.e. free space path loss), measuring the maximum distance at which a tablet can communicate successfully with the access point. You measure the distance to be 169m.

(a) What is the transmit power of the access point, measured in dBm? [1 mark]

(b) What is the wavelength of the transmitted signal? [1 mark]

(c) What is the gain of the tablet antenna? [5 marks]

Although the free-space path loss model is appropriate for outdoor experiments, it is inaccurate in indoor environments, as it does not consider obstructions such as floors, ceilings, walls and office furniture. A more accurate model of indoor environments is the ITU Indoor Propagation model, where the path loss between two antenna's is calculated as:

$$L_{dB} = 20 \log_{10}(f) + N \log_{10}(d) + P_f - 28$$

where:

- $L$  is the path loss measured in dB
  - $f$  is the signal frequency in Megahertz (MHz)
  - $d$  is the distance in metres (m)
  - $N$  is the distance power loss coefficient, with values depending on frequency and environment. For an office environment using signals at frequency of 2.4GHz,  $N = 30$ .
  - $P_f$  is floor penetration loss factor which depends on the number of floors and frequency. For a single floor office environment using signals at frequency of 2.4GHz,  $P_f = 15$ .
- (d) Assuming the ITU Indoor Propagation model for your office building, what is the maximum distance at which a tablet can communicate successfully with the access point? [5 marks]



**Question 5** [10 marks]

Consider the signal,  $s_1(t)$ :

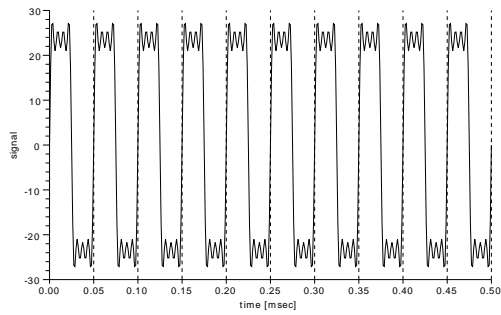
$$s_1(t) = 10.5 \sin(40000\pi t) + 3.5 \sin(120000\pi t) + 2.1 \sin(200000\pi t) + 1.5 \sin(280000\pi t)$$

(a) Plot signal  $s_1(t)$  in the frequency domain, clearly labelling the values. [3 marks]

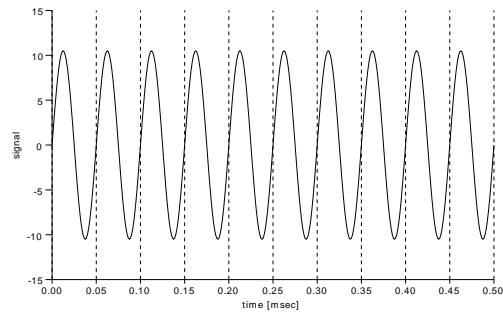
(b) What is the value of the absolute bandwidth of  $s_1(t)$ ? [1 mark]

(c) What is the value of the frequency of  $s_1(t)$ ? [1 mark]

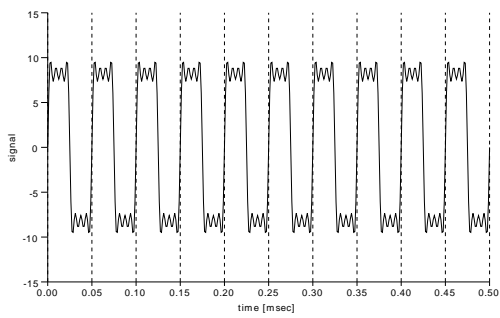
(d) Figure 1 shows plots of eight different signals. Which of the plots do you think is the plot for  $s_1(t)$ ? (Hint: only one of the plots is of  $s_1(t)$ ). Explain your answer. [3 marks]



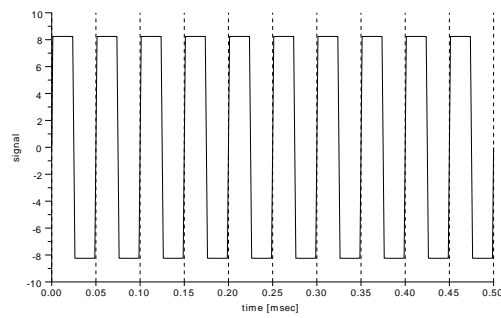
(a)



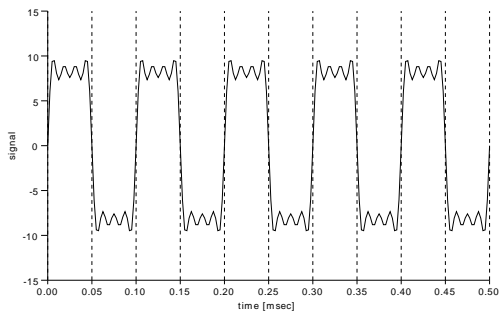
(b)



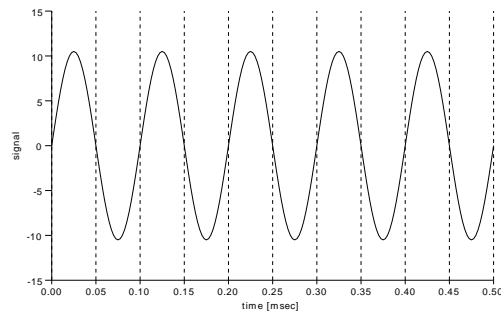
(c)



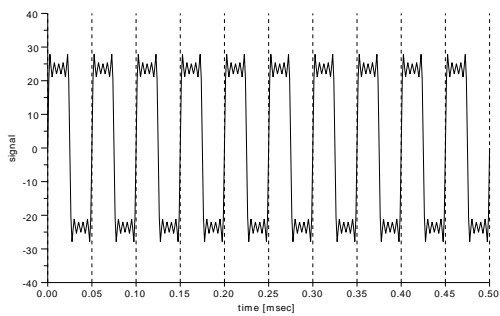
(d)



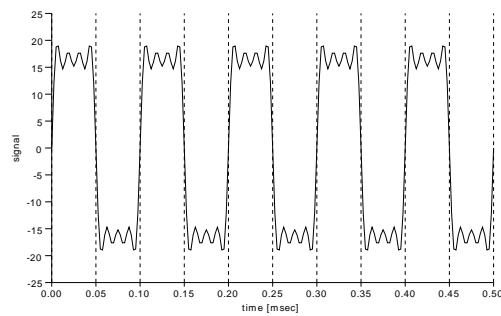
(e)



(f)



(g)



(h)

Figure 1: Different Signals

Now consider another signal,  $s_2(t)$ :

$$s_2(t) = 31.5 \sin(40000\pi t) + 10.5 \sin(120000\pi t) + 6.3 \sin(200000\pi t) + 4.5 \sin(280000\pi t) + 3.5 \sin(360000\pi t)$$

Assuming both signals are to be used to transmit digital data, where a high level represents a bit and a low level represents another bit, compare  $s_1(t)$  and  $s_2(t)$ .

(e) What is an advantage of  $s_1(t)$  (compared to  $s_2(t)$ )? [1 mark]

(f) What is an advantage of  $s_2(t)$  (compared to  $s_1(t)$ )? [1 mark]

**Question 6** [10 marks]

Consider a network with two links: Link 1 is between devices A and B, while Link 2 is between devices B and C. The link and device characteristics are:

**Device A:** every packet transmitted incurs  $10\mu\text{s}$  processing delay; every packet received incurs  $10\mu\text{s}$  processing delay; no queuing delay

**Device B:** no processing delay; every packet received is put into a queue, which incurs queuing delay of  $200\mu\text{s}$  and then is transmitted

**Device C:** no processing delay; no queuing delay

**Link 1:** distance = 15km; data rate = 10Mb/s

**Link 2:** distance = 30km; data rate = 100Mb/s

(a) What is the transmission delay of a 125B packet from A to B? [2 marks]

(b) What is the propagation delay from B to C? [2 marks]

- (c) Consider a web browser on device A generates a 125B request packet to be sent to C. Device C responds with a 1,250B web page (including headers) in a single packet. What is the response time for the web browser (i.e. the time between when the browser initiates the request until the page is received)? [6 marks]

## Question 7 [8 marks]

- (a) Consider the NRZI transmitted signal in Figure 2. What is the value of the data? [2 marks]

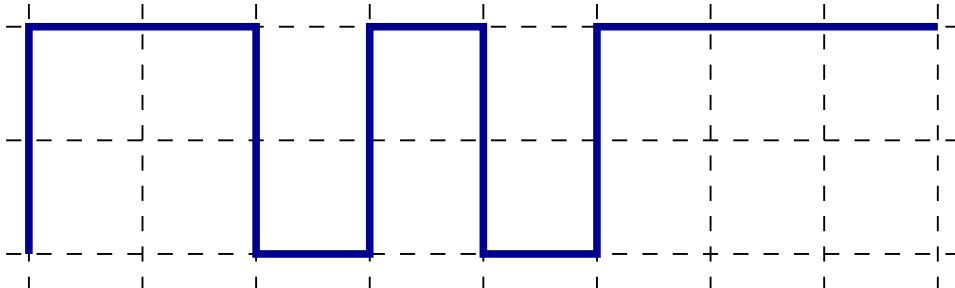


Figure 2: NRZI Signal

Manchester encoding is described as: 0 = transition from high to low in the middle of interval; 1 = transition from low to high in the middle of interval. Assume the signal is initially high.

- (b) For the data 00101110, draw the Manchester signal on Figure 3. [3 marks]

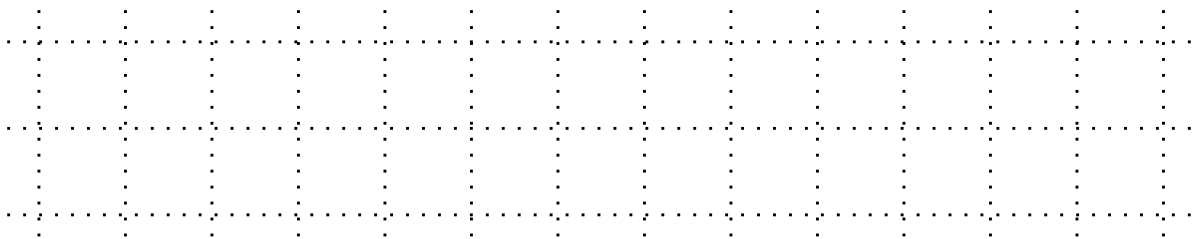


Figure 3: Draw the Manchester signal

An important feature of encoding schemes is *clock recovery* at the receiver. If there is no external clock source, for some encoding schemes it is possible for the receiver to use the received digital signal as a clock, and synchronise its clock with the transmitters. If the transmitter and receiver clocks are not synchronised, bit errors can occur at the receiver (because the receiver does not know exactly where one bit interval finishes and the next bit interval starts).

- (c) Compared NRZI with Manchester encoding. Do either have the ability for clock recovery at the receiver? Explain your answer. [3 marks]